

Seasonal variations with physico-chemical correlation of *B. plicatilis* in Lonar Meteorite Crater, India.

Pedge Sudarshan S¹*, Ahirrao Sunil D² and Garad Vasant B¹

¹Department of Zoology, DSM College, Parbhani

²Department of Zoology, Shri Shivaji College Parbhani

*Corresponding author email: pedge.sudarshan83@gmail.com

ABSTRACT

In present study, *B. plicatilis* species of rotifers and their seasonal variation were determined along with physical and chemical parameters of water from April 2009 to March 2010. The correlation of rotifers population relative to physical-chemical characteristics varied in different sites. However, *B. plicatilis* expressed, usually, positive correlation with water temperature, pH, TS, TDS, Cl⁻, Salinity and EC. The positive correlation has indicated that the abundance of *B. plicatilis* has significantly positive correlation with temperature as there was an increase in all chemical parameters such as water temperature, pH, TS, TDS, Cl⁻, Salinity and EC in the Lonar lake water.

KEYWORDS

B. plicatilis, correlation coefficient, Lonar Lake

INTRODUCTION

Despite the worldwide simplicity of highly saline lakes, in terms of biological diversity, ecosystem structure and habitat homogeneity, no complete picture of the ecology of any salt lake has yet been produced (Williams, 1996). Lonar Crater is an impact crater situated in the Buldana District of the Indian state of Maharashtra. Geologically located at Latitude 19° 58'45"N and Longitude 76°0.5' Altitude 1852 ft, of the lake is 1.83 km (6000 feet) in diameter and 170 meter in depth and its age is estimated to be 52000 ± 6000 years in the late Pliocene (Fudali, 1980). Mythology associated the crater with the underground abode of demon Lonasura, who was killed by Lord Vishnu. Scientific studies were carried out in recent times attribute the probable origin of Lonar crater by the impact of large meteoritic body (Mahabal, 2008). It is the largest impact crater in basaltic rock and partially filled by saline water. It was also once thought of to be volcanic origin. The crater was first noticed by an Englishman, C J E. Alexander in 1823. Lonar crater is now recognized as an impact crater created by a hypervelocity impact comet or meteorite. The study of seasonal fluctuations in Physico-chemical variables and the inter-relationship with zooplankton communities were carried out by Marsh (1899), Beach (1960), King (1972). The study of ecological fluctuations of rotifera were carried out by Sharma and Srivastava (1986), Shayestehfar (1995), Bezerra et al., (1999), Neves et al., (2003).

The aim of this study is to determine annual cycle of zooplankton also the effective limnological parameters. Since the monthly densities of zooplankton with correlation of physico-chemical parameters in Lonar Lake

are firstly described in this study, it can be contribute to related studies.

MATERIALS AND METHODS

The zooplankton samples were collected monthly from the selected 3 sites from April- 2009 to March 2010. For zooplankton samples, sampling was done by filtering the 40 lit of water by using plankton net of 50µ mesh size. Samples were collected from the surface (0.5 m). Zooplankton samples were preserved in 4% formalin at the site itself. Observation and identification was done in the laboratory as per suggested by (Koste, 1978). The quantitative analysis of zooplanktons was done by using Sedgwick rafter cell and Lackey's drops method (APHA, 1991., Trivedy and Goel, 1887). The water quality parameters were analyzed using the methods described by APHA (1991). Temperature, pH (Hanna pH Meter), TS, TDS, Chloride, Salinity and electric conductivity were measures by using EC-TDS Analyzer (Elico, CM 183).

Statistical Analysis: The relationship between the different physico-chemical studied parameters with *B. plicatilis* were assigned by computing the correlation coefficients (r) using Microsoft Office Excel (2003).

RESULTS

The monthly average density of *B. plicatilis* was observed 56.2±10.3, 55.2±10.1 and 55.7±10.2 org/100 ml at site A, B and C respectively. In the present study, *B. plicatilis* possessed a strong positive relationship with water temperature, pH, TS, TDS, Cl⁻, salinity and EC at P< 0.05 (r = 0.87, 0.40, 0.87, 0.78, 0.50, 0.82 and 0.83 at site

A, 0.87, 0.36, 0.84, 0.76, 0.51, 0.86 and 0.84 at site B and 0.89, 0.21, 0.88, 0.81, 0.85, 0.85 and 0.84 at site C). Water temperature average ranges from 26.8 ± 1.9 , 27.3 ± 1.9 and $27.6 \pm 1.9^\circ\text{C}$ at site A, B and C. water temperature values are positive correlation with pH, TS, TDS, Cl, salinity and EC at $P < 0.05$ ($r = 0.35, 0.77, 0.71, 0.71, 0.55, 0.94$ and 0.97 at site A, $0.43, 0.84, 0.71, 0.54, 0.94$ and 0.97 at site B and $0.27, 0.86, 0.82, 0.94$ and 0.97 at site C). The average ranges of pH values were 9.6 ± 0.18 , $9.8 \pm$

0.19 and 9.9 ± 0.20 at site A, B and C respectively. The pH values possessed a strong positive relationship with *B. plicatilis*, water temperature TS, TDS, Cl, salinity and EC at $P < 0.05$ ($r = 0.50, 0.72, -0.10, 0.14, 0.28$ at site A, $0.63, 0.78, 0.07, 0.31, 0.37$ at site B and $0.34, 0.46, 0.05, 0.05, 0.20$ at site C. The average range total solids 9685 ± 541.5 , 9657.4 ± 599.1 and 9610 ± 613.7 mg/l at site A, B and C respectively.

Table 1: Monthly Variation and Density of *Brachionus plicatilis* (org/100ml)

Parameter	Year 2009-10		
	Sampling Site		
	A	B	C
	$\bar{x} \pm SE$	$\bar{x} \pm SE$	$\bar{x} \pm SE$
<i>B. Plicatilis</i> (org/100ml)	56.2 ± 10.3	55.2 ± 10.1	55.7 ± 10.2
Water Temperature ($^\circ\text{C}$)	26.8 ± 1.9	27.3 ± 1.9	27.6 ± 1.9
pH	9.6 ± 0.18	9.8 ± 0.19	9.9 ± 0.20
Total Solids (mg/l)	9685.5 ± 514.5	9657.4 ± 599.1	9610.5 ± 613.7
Total Dissolved Solids (mg/l)	7962.4 ± 480.2	7693.5 ± 555.0	7817.6 ± 559.8
Chloride	3191.8 ± 204.4	3185.5 ± 208.7	3219.9 ± 210.0
Salinity	5.75 ± 0.36	5.75 ± 0.37	5.81 ± 0.37
Electric Conductivity	19273.5 ± 764.9	19423.7 ± 756.2	19493.4 ± 746.8

Figure 1- *B. plicatilis* correlates with chemical Parameters at Site –A

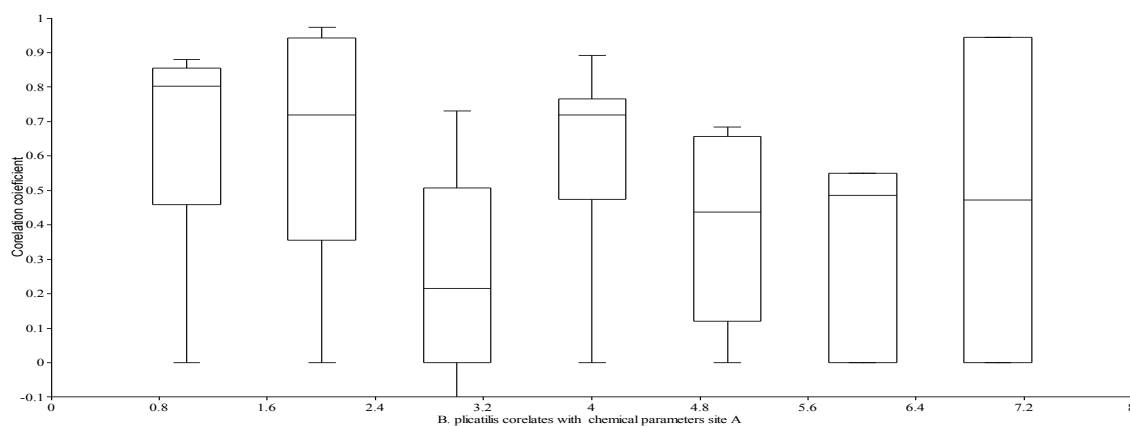


Figure 2- *B. plicatilis* correlates with chemical parameters at Site-B

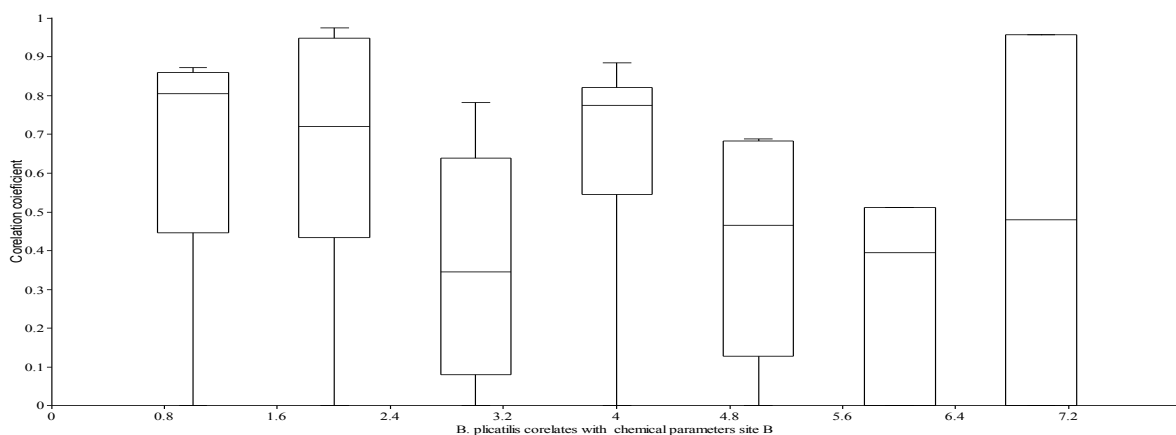
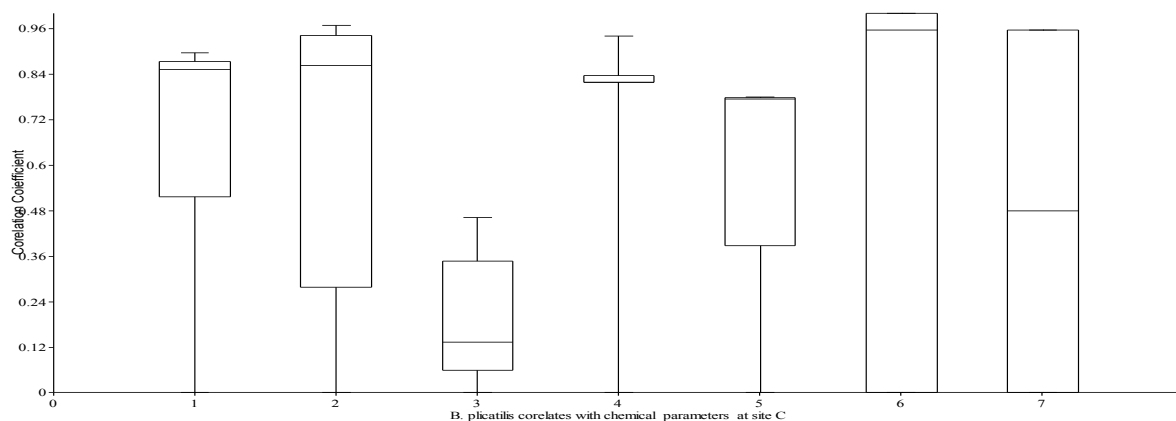


Figure 3- *B. plicatilis* correlates with chemical parameters at Site-C

The Total Solids values possessed a strong positive relationship with pH, TDS, Cl⁻, salinity and EC at $P < 0.05$ ($r = 0.09, 0.89, 0.47, 0.71, 0.76$ at site A, $0.02, 0.88, 0.54, 0.77, 0.82$ at site B and $0.26, 0.94, 0.81, 0.81, 0.83$ at site C). The average range of total dissolved solids was $7962.4 \pm 480.2, 7963.5 \pm 555.0$ and 7817.6 ± 559.8 mg/l at site A, B and C respectively and these Total Dissolved Solids values possessed a strong positive relationship with Cl⁻, salinity and EC at $P < 0.05$ ($r = 0.24, 0.63, 0.68$ at site A, $0.25, 0.67, 0.68$ at site B and $0.77, 0.77, 0.77$ at site C). The average range of chloride was $3191.8 \pm 204.4, 3185.5 \pm 208.7$ and 3219.9 ± 210.0 mg/l at site A, B and C respectively and these chloride values possessed a strong positive relationship with salinity and EC at $P < 0.05$ ($r = 0.48, 0.54$ at site A, $0.39, 0.51$ at site B and $1, 0.95$ at site C). The average range of Salinity $5.75 \pm 0.36, 5.75 \pm 0.37$ and 5.81 ± 0.37 mg/l at site A, B and C respectively and these salinity values possessed a strong positive relationship with pH and EC at $P < 0.05$ ($r = 0.64, 0.94$ at site A, $0.31, 0.95$ at site B and $0.85, 0.95$ at site C). The average range of Electric conductivity was $19273.5 \pm 764.9, 19423.7 \pm 756.2$ and 19493.4 ± 746.8 mg/l at site A, B and C respectively and these values possessed a strong positive relationship with pH at $P < 0.05$ ($r = 0.37$ at site A, 0.23 at site B and 0.52 at site C). The abundance of *B. plicatilis* has significantly positive correlation illustrated with graphs 1, 2 and 3.

DISCUSSIONS

These results indicate that the population dynamics of rotifers was strongly influenced by physico-chemical parameters of water during the period of observation (Ruttner-Kolisko, 1972). Since rotifers are opportunistic organisms, their population changes in relation to environmental conditions. Temperature is one of the essential and changeable environmental factors, since it influence the growth and distribution of flora and fauna. Water temperature range between 13.5 and 32 °C is

reported to be suitable for the development of the planktonic organisms (Baloch *et al.*, 2008). The abundance of *B. plicatilis* has significantly positive correlation with temperature as there was an increase in temperature in the lake. Similar results have also been obtained in various other studies (Malik *et al.*, 2004, Baloch *et al.*, 2008) and it had been found that the correlation coefficients between *B. plicatilis* were positively dependent on water temperature.

The pH of a solution is the negative common logarithm of the hydrogen ion activity $\text{pH} = -\log(\text{H}^+)$. In dilute solution, the hydrogen ion activity is approximately equal to the hydrogen ion concentration WHO, (1996). The pH value of the lake influences the chemical states of nutrients such as phosphates and ammonia and the form in which metals will be found. The Lonar Lake is always alkaline, observed pH value ranges from 10 to 10.5. (Dabhade, *et al.*, 2006, Siddiqi, 2008, Satyanarayana, *et al.*, 2008). The abundance of *B. plicatilis* has significantly positive correlation with pH as there was an increase in pH in the Lonar lake and this results indicated that the correlation coefficients between *B. plicatilis* were positively dependent on pH.

Solids refer to suspended and dissolved matter in water. They very useful parameters describing the chemical constituents of the water and can be considered as a general of edaphic relations that contribute to productivity within the water body, (Goher, 2002). The abundance of *B. plicatilis* has significantly positive correlation with total solids (TS) as there was an increase in total solids in the Lake. Similarly, the population density of *B. plicatilis* has positively correlated with Total dissolved solids, Chloride, Salinity and EC as there was increase these parameters as there was an increase in abundance of *B. plicatilis* with increase TDS, Cl⁻, Salinity and EC of Lake water.

AKNOWLEDGEMENT

The authors are thankful to Principal and Head, Dept of Zoology. Shri Shivaji College, Parbhani- 431 401 (MS) India for provides laboratory facilities. We are grateful to UGC for providing financial assistance under SRF during the course of study.

REFERENCES

- APHA (1991) Standard Methods for the examination of water and waste waters. 15th edition. APHA, AWWA and WPCF, Washington D.C.
- Baloch WA, Suzuki and Onone (2008) Occurrence of planktonic rotifer, *Flinialongiseta* in southern Kyushu, Japan. *Pakistan J. Zool.*, 32(3):279-281.
- Beach NW (1960) A study on the plank tonic rotifers of Ocqueor river system. Bresque Isle Country Michigan. *Ecological Monograph*, 30, 339-357.
- Bezerra MAO, Miranda JCA, Ferreira CJA, Ishii IH and Moreno IH (1999) Studies on the zooplankton community of the Miranda river Basin, Miranda, MS. Annals of the 2nd Symposium on Natural and Socioeconomic Resources of the Pantanal. Management and Conservation. Embrapa/CPAP, Corumba. 237-248.
- Dabhade DS, Malu RA, Patil PS and Wanjari HV (2006) Lonar Crater Lake-a wet land of prospective Ramsar site. *J. Aqua.Biol.*, 21 (3), 14-19.
- Fudali RR, Milton DJ, Fedriksoon K and Dube A (1980) Morphology of Lonar Crater India: comparisons and implications. The Moon and Planets. D. Riedel Publishing Co., Holland, 493-515.
- Goher MEM (2002) Chemical studies on the precipitation and dissolution of some chemical elements in Lake Qarun, Ph.D. Thesis. Fac., of Sci., Al-Azhar Univ.,Egypt.
- King CE (1972) Adaptation of rotifers to seasonal variation. *Ecology*, 53, 408-418.
- Koste W (1978) Rotatoria. Die Radertiere Mitteleuropas . Ein Bestimmungswerk begrundet Von Maz Voigt. Borntrager, Stuttgart. Vol. 1 Textband Vol. 2, 673 p.
- Mahabal Anil (2008) An overview of Lonar Lake. Zoological Survey of India. *Conservation area series*, 37: 1-15.
- Malik MA and Sulehria AQK (2004) Seasonal variation, density and diversity of planktonic rotifers in the River Ravi. *Biologia* 50(1): 5-17.
- Marsh CD (1899) The plankton of fresh water lakes. *Trans. Wis. Acad. Sci. Arts. Lat.*, 13, 163-187.
- Neves IF, Rocha O, Rocha KF and Pinto AA (2003) Zooplankton community structure of two marginal lakes of the river Cuiaba (Mato Grosso, Brazil) with analysis of rotifera and cladocera diversity. *Braz. J. Biol.* 63, 329-343.
- Ruttner-Kollisko A (1972) III Rotatoria. Das zooplankton der binnengewasser. Die Binnengewasser. 26:99-234.
- Satyanarayana Shanta, Chaudhari PR and Dhadse Sharda, (2008) Limnological study on Lonar Lake: A unique brackish water lake in India. Sengupta, M (2008) Proceedings of Taal 2007: The world lake conference: 2061-2066.
- Sharma JP and Srivastava JB (1986). Ecological observation on rotifer fauna of some fresh water ponds of Jammu (J and K) India. *Geobios New Reports*, 5, 6-10.
- Shayestehfar A (1995) Biological observation of rotifera in Parishan (Fammur) lake, Kazeroun, Fars, Iran. *J. Environ. Biol.*, 16, 325-331.
- Siddiqi SZ (2008) Limnological profile of high-impact meteor Crater Lake Lonar, Buldana, Maharashtra, India, an extreme hyperalkaline, saline habitat. Sengupta, M (2008) Proceedings of Taal 2007: The world lake conference: 1597-1613.
- Trivedy RK and Goel PK (1987) Practical Methods in Ecology and Environmental Science. Enviro Media Publications Karad India.
- WHO (1996) pH in drinking-water. World Health Organization, Geneva Guidelines for drinking-water quality, 2nd ed. Vol.2.
- Williams WD (1996) Australian Lakes. F.B. Taub (Ed.), Lakes and Reservoirs. Ecosystems of the World 23. Elsevier Sci., Netherlands, 499-519.

© 2013 | Published by IJLSCI

Cite this article as: Pedge Sudarshan S, Ahirrao Sunil D and Garad Vasant B (2013) Seasonal variations with physico-chemical correlation of *B. plicatilis* in Lonar Meteorite Crater, India, *Int. j. of Life Sciences*, 1(4):317-320.

Source of Support: Nil,

Conflict of Interest: None declared

Received: 18/09/2013 | Revised received 20/ 10/2013 | Accepted: 15/11/2013